

Polymaster™ FOR HAZARDOUS AREAS*

*Designed for use in Class 1, Division 1, Group C and D Hazardous Area

Neptune Polymaster™ dilutes, mixes and thoroughly activates emulsion, dispersion and solution polymers including new high molecular weight products.


Polymaster™ provides state-of-the-art polymer activation and blending through the use of the patented, motorized Gatlin distribution head.

Polymaster™ is simple, automatic and provides better mixing and a higher degree of activation than similar machines. Polymaster™ is easy to operate and maintain.

Mechanical mixing is required to ensure adequate blending and activation at the low flow rate applications typically found in hazardous areas.

Neptune

A DOVER COMPANY



Features

- Patented Gatlin Mixer
 - Provides maximum activation; degree of activation not affected by fluctuating water pressure.
 - Eliminates the need for costly booster pumps.
 - Contains no blades to damage fragile polymer chains.
- Models available from 1/3 to 20 gpm dilute solution at concentrations from 0.1 to 2.0%.
- Easy access to all components.
- REMOTE – OFF – LOCAL control and light.
- Automatic shut-down and local alarm lights for loss of dilution water and motor overload.
- Manual or automatic models. Automatic units adjust polymer pump flow rate by pacing the speed of the polymer pump to an external 4-20mA signal.
- Power: 120 VAC, single phase; 1500 VA load.

GATLIN DISTRIBUTION HEAD

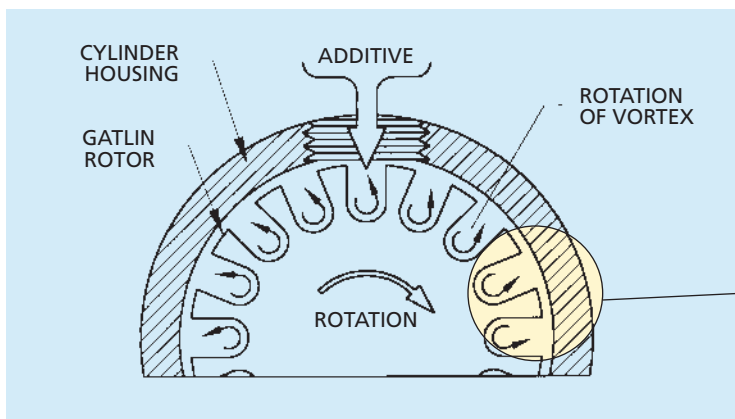
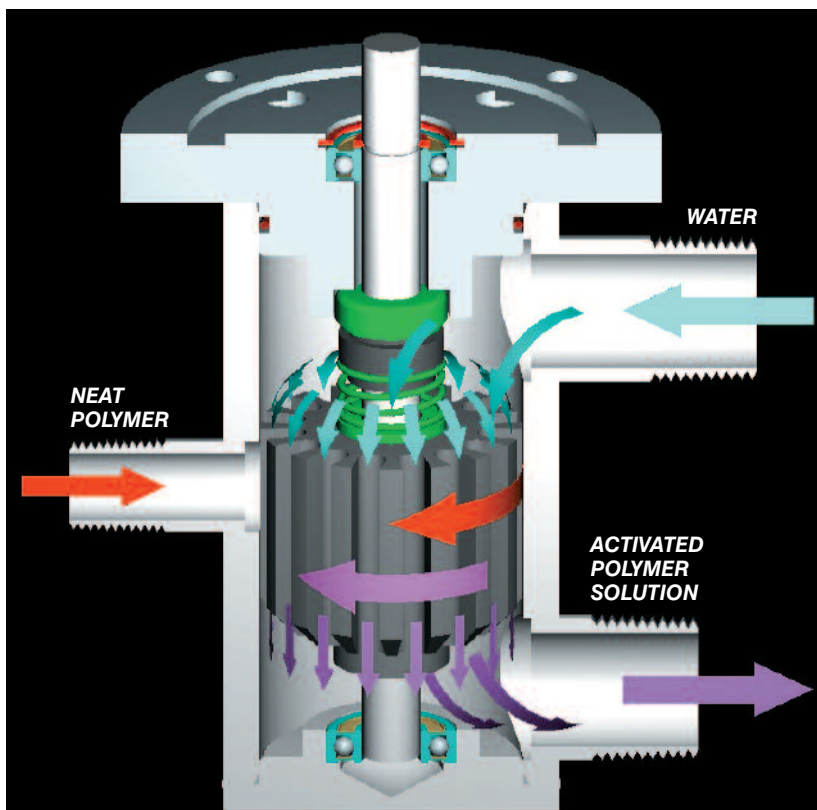
The patented, motorized Gatlin distribution head hydraulically segments polymer into ultra thin film platelets maximizing the polymer surface area exposed to dilution water, providing maximum activation. **Degree of activation is not affected by fluctuating water pressures or dilution water ratio changes.**

How It Works

The Gatlin provides a rapid, high energy initial introduction of polymer to water followed by gentle, low shear mixing in a multi-stage static mixer.

The rotating, slotted head operates at close tolerance to the inner wall of the mixing chamber. The clearance does not permit fish-eyes or gels to form. The slotted rotor creates a series of high velocity vortices without the use of turbine blades which can damage fragile polymer chains.

Superior performance proven repeatedly in side-by-side tests with other blending machines.



HOW TO SIZE AND SELECT

Follow these easy steps to select the correct Polymaster™ unit:

1. Determine the amount of neat polymer required. This will determine the pump size.
2. Determine the correct dilution ratio at which the polymer is to be used. This will determine the Polymaster™ model.

Example: 2.5 gph of liquid polymer is required. The desired application rate is a 0.5% solution (200:1 dilution). Therefore, a pump 2.5 gph or greater is required. The dilution water requirement is (200 x 2.5) 500 gph.

Neptune

A DOVER COMPANY

P.O. Box 247 • Lansdale, PA 19446-0247
 Tel: 215-699-8700 • Fax: 215-699-0370
 Toll-Free Tel: 1-888-3NEPTUNE (1-888-363-7886)
 Toll-Free Fax: 1-800-255-4017
 Web Site: <http://www.neptune1.com>
 E-mail: pump@neptune1.com

SOLD BY:

